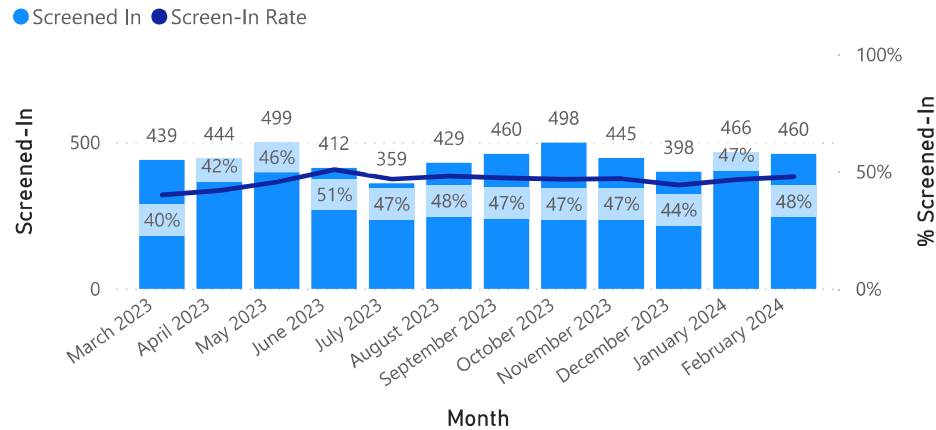


Children's Services Program Data

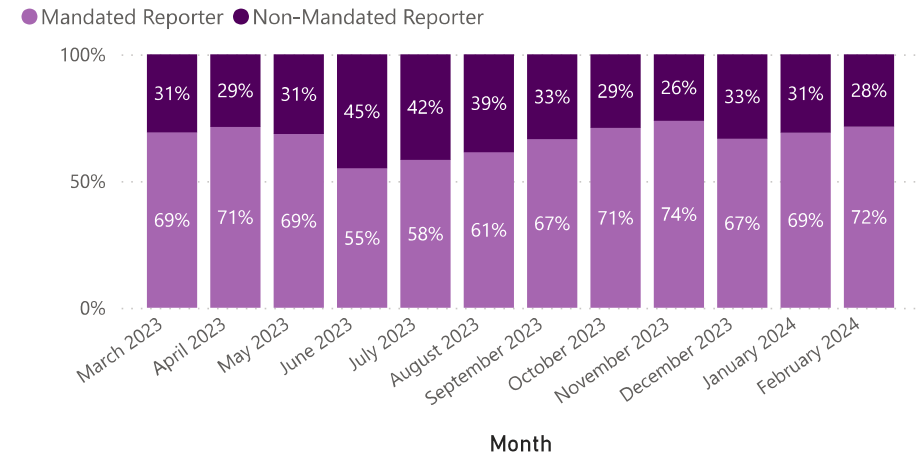
Updated: 3.1.2024



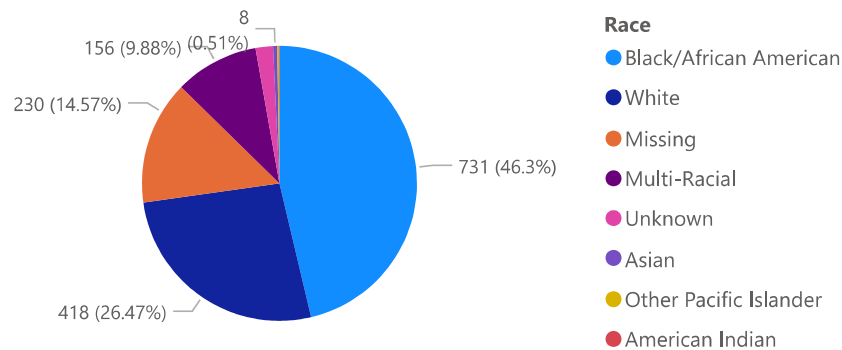
Screened-In Intakes per Month



Reporter Type for Screened-In Intakes



Children with Screened-In Intake by Race: 2024



- In 2023 there were 5,204 Screened-In Intakes
- The majority of Screened-In reports made to 241-Kids are made by Mandated Reporters.
- Mandated Reporters include: Social Workers, Health Care Providers, Law Enforcement, School Personnel, etc.

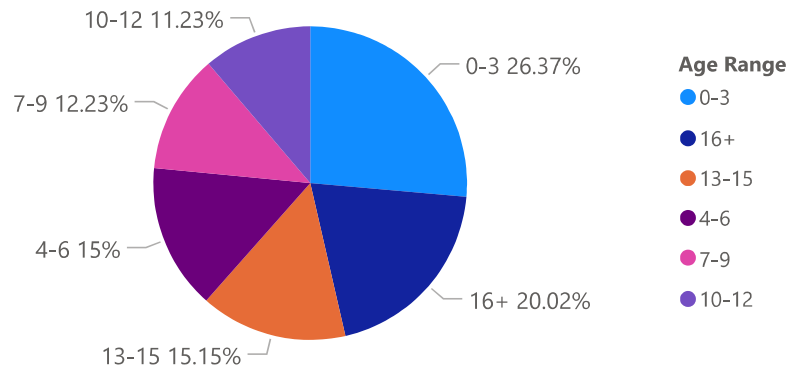
Note: An **Intake** is a report of alleged child abuse, neglect, dependency or family in need of services that is received by 241-Kids. Each Intake is either Screened-In and results in an open Children's Services case or is Screened-Out if it does not meet the criteria for further action by HCJFS. Each Intake can have multiple associated Calls made by more than one Reporter.

Children's Services Program Data

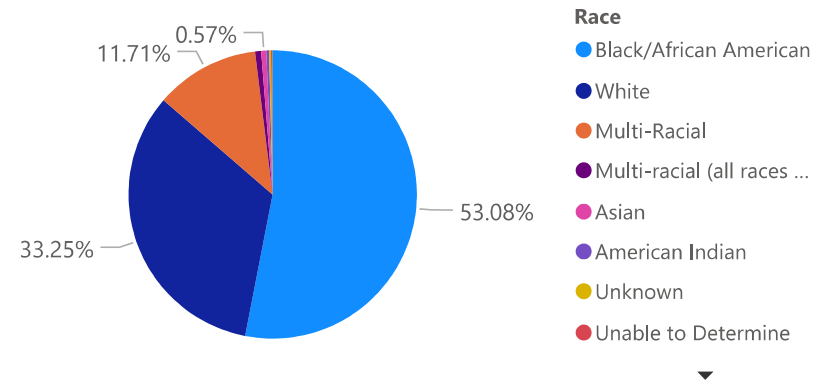
Updated: 3.1.2024



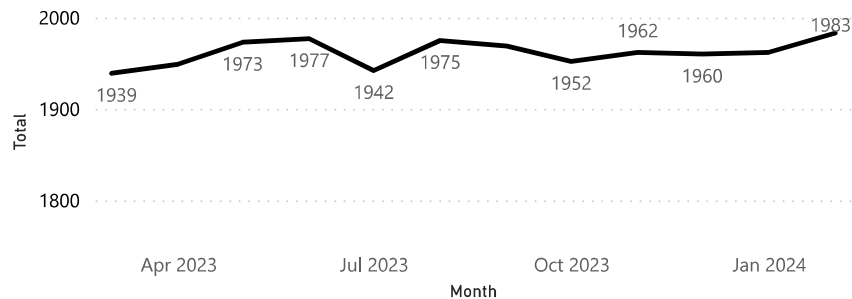
Youth in Custody by Age (2024 To-Date)



Youth in Custody by Race (2024 To-Date)



Total Custody by Month



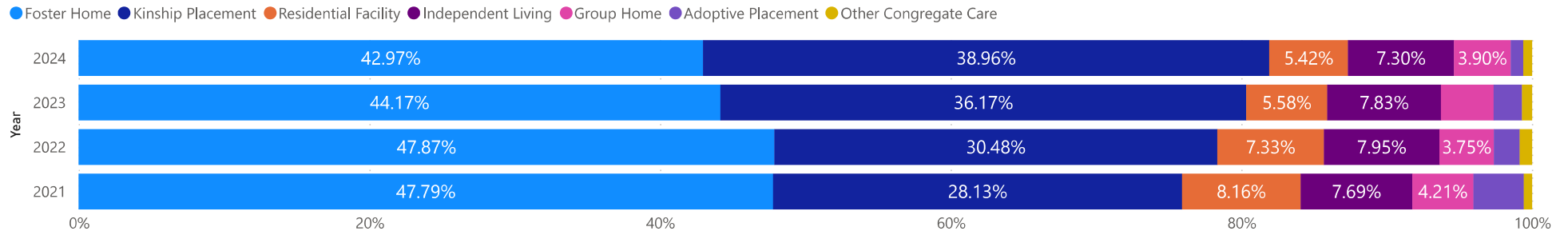
- In total, just over 2,726 youth were in HCJFS custody in 2023. This includes 945 youth who entered custody during the year.
- In 2022, 605 children were in Permanent Custody at some point during the year. 105 children were emancipated from HCJFS custody.
- 53% of all youth in HCJFS custody are Black/African-American, 33% are White, and 12% are Multi-Racial.
- 26% of children in custody are age 3 or younger; 20% are 16 or older.

Children's Services Program Data

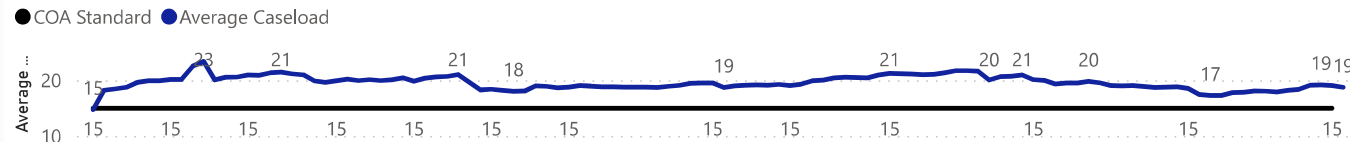
Updated: 3.1.2024



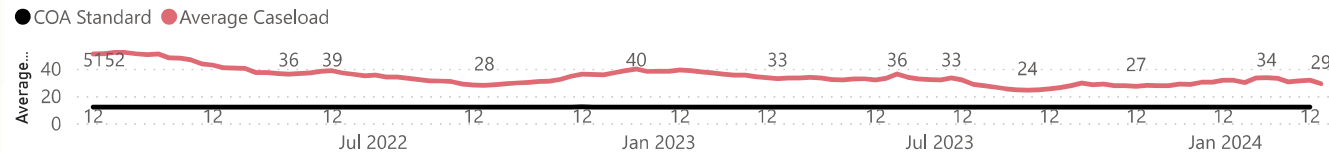
Placements for Youth in Custody



Average Caseload Size: Ongoing



Average Caseload Size: Assessment



- Nearly 80% of youth currently in care are placed with Kin or in a Foster Home.
- Independent Living currently accounts about 8% of all placements; Adoptive Placements account for 1%.
- The remaining share of placement days (about 10%) are distributed across Congregate Care settings. Congregate care placements have decreased since 2021.
- Ongoing Caseloads remain at or just above the Council on Accreditation (COA) standard of 15 cases. Assessment Caseloads remain significantly higher than the national standard (12 cases).